



Use the SingleClick™ Electronic Recordkeeping and Reporting System for Effortless Compliance with your Title V Permit.



The Solution

The Title V Electronic Recordkeeping And Reporting System
A SingleClick™ Management System Developed by CTI

Contact me.

Name: _____

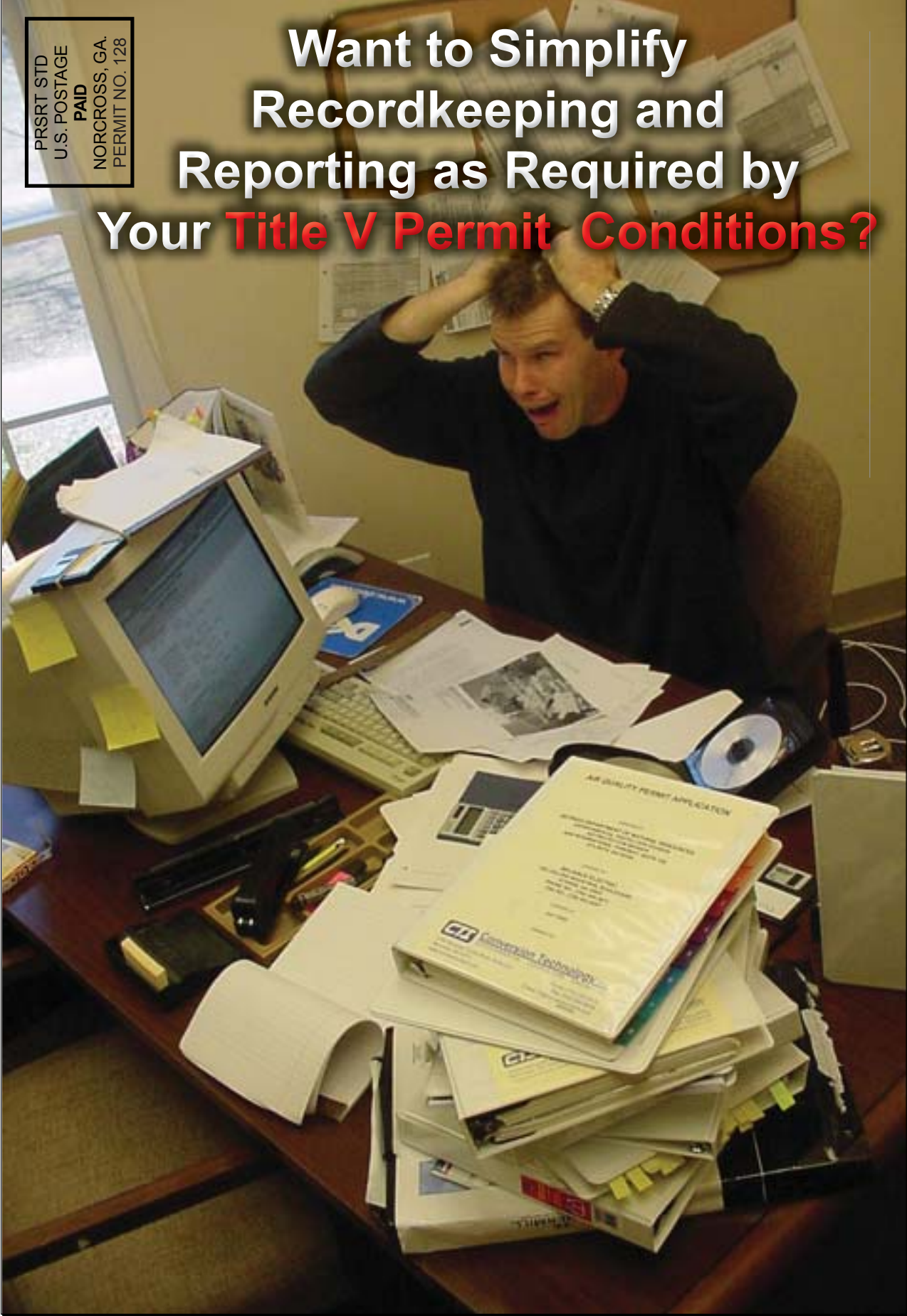
Company: _____

Phone: _____ Ext. _____

Email: _____

Fax: _____ State: _____

CTI Conversion Technology Inc. 2190 Norcross Tucker Road, Suite 202 Norcross, GA 30071
phone: (770) 263-6330 fax: (770) 263-8348 e-mail: cti@conversiontechnology.com
www.conversiontechnology.com



Want to Simplify Recordkeeping and Reporting as Required by Your Title V Permit Conditions?

PRSRT STD
U.S. POSTAGE
PAID
NORCROSS, GA.
PERMIT NO. 128

Brought to you by: **CTI Conversion Technology Inc.** and **SingleClick™**
ENVIRONMENTAL CONSULTING ENGINEERS



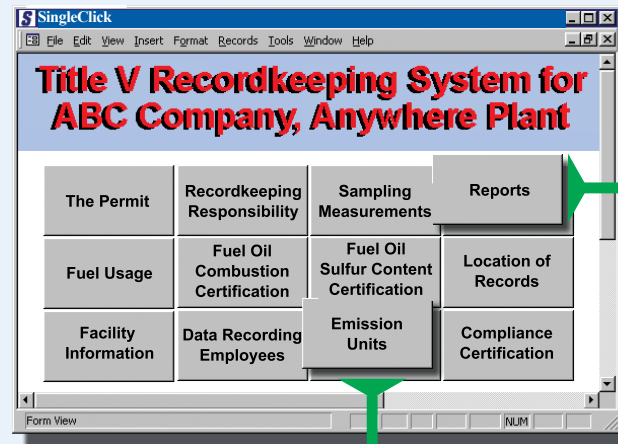
Use the SingleClick™ Electronic Recordkeeping and Reporting System for Complying with Your Title V Permit Conditions.

Maintain compliance with your **Title V Air Quality Permit Conditions** and drastically reduce man hours spent on recordkeeping and report preparation by utilizing the SingleClick™ Title V Electronic System. The system requires no manuals...you only input data recorded such as pressure drops, flow readings, etc. The system will retrieve the data you input and prepare reports required by your Title V conditions.

WHAT WILL THE TITLE V SINGLECLICK™ ELECTRONIC SYSTEM DO FOR YOU?

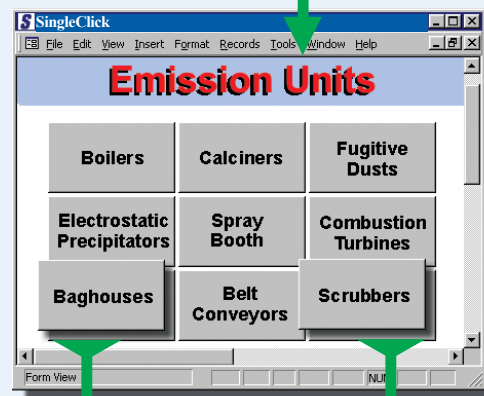
MAIN SCREEN

- Every condition in your Title V permit is stored under one of the buttons on the main screen.
- The software is so user-friendly, that no manuals are required and there is no learning curve.
- Conversion Technology Inc. (CTI) customizes the system to address your facility's specific Title V permit conditions.



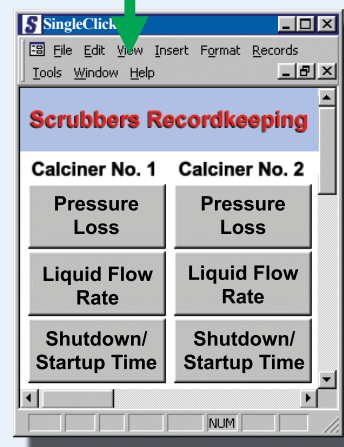
EMISSION UNITS

- Clicking the "Emission Units" button on the main screen accesses your Title V "Emission Units" screen.
- From this screen, the user can access each of the emission units for which recordkeeping is required.



RECORDKEEPING

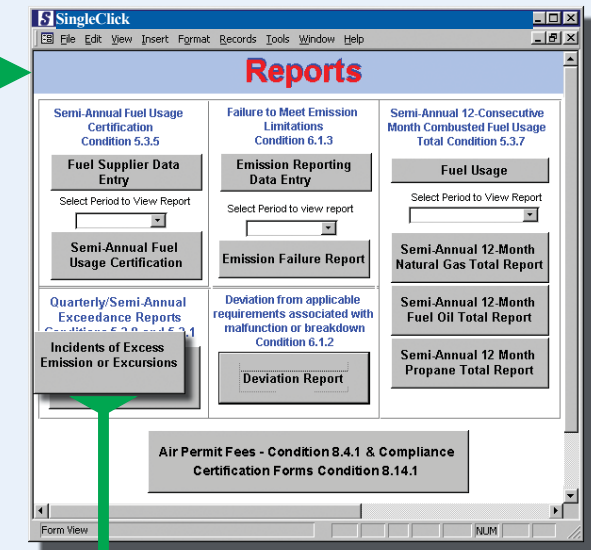
- Clicking each emission units button brings up the record keeping screens.
- There is a separate button for each condition requiring recordkeeping for that emission unit (i.e. visible emissions, preventive maintenance, etc). Clicking that button brings up the screen where you input the recorded data.



PREPARING SEMI-ANNUAL AND QUARTERLY REPORTS

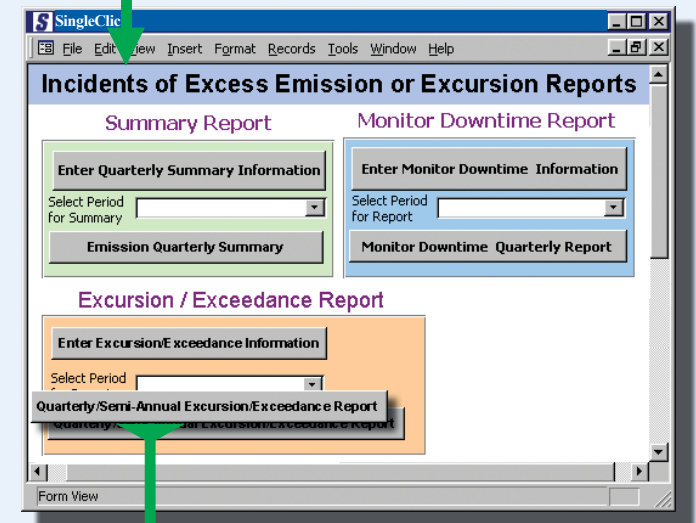
REPORTS

- Clicking on the "Reports" button on the main screen brings up the "Reports" screen.
- This screen stores all the information concerning monthly, quarterly, semi-annual, and annual reporting required by the Title V conditions.
- The data for the reports will automatically be retrieved from the recordkeeping database.
- Each of the buttons can be clicked for the corresponding required report.



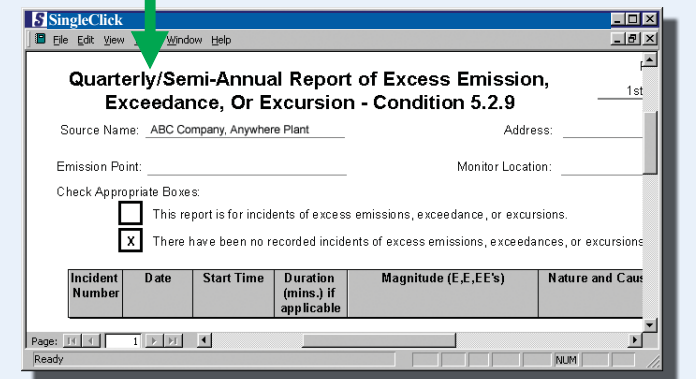
EXCEEDANCES

- When Quarterly/Semi-annual Exceedances Reports are to be prepared, you click on the "Incidents of Excess Emissions or Excursion" button (top screen).
- The user selects a reporting period (adjacent screen) and excursions, summary reports, and monitor downtimes are automatically retrieved and the report is created.



EXCURSION REPORT

- Clicking the "Quarterly/Semi-Annual Excursion/Exceedance Report" button automatically creates a report of all excursions during a specified time period in an organized fashion.
- As simple as that, this report is ready to be printed and submitted.



Interested? Call, email or fax the back page of this brochure to CTI at your convenience.